

Account Access

Enter the 12-digit ID* assigned by the bank and click **Submit**.

ID

Verify your Personal Image, enter your password and click **Submit**.



ID XXXXXXXXXXXX

PIN/Password

You will be prompted to change your password, select your Personal Image and to read and agree to The Dime On Line Home Banking Agreement the first time you log in.

Viewing Transactions

Select **Transactions** from the drop-down menu next to an account.

Account Name	Balance:	Status:	Quick Link Options:
My Checking	\$345.96	Open	View Transactions
My Savings	\$2,908.33	Open	Select Option

Transaction History is available for 30 days.

View Transactions for: My Checking

Date	Ref/Check No	Description	Debit	Credit	Balance
05/30/2007	5689497	Payroll		\$2,169.36	\$4,669.74
05/30/2007	5656	Check 5656	\$125.00		\$2,504.38

Transaction List Options:

- Choose number of transactions displayed
- View check images
- Sort columns to customize view
- Switch between accounts

Transaction Search

Select **Search** from the Transaction sub-menu to search transactions by date, dollar amount, credit, debit, or check number.

Accounts	Transactions	Transfers	Stop Payments
Current Transactions	Download Transactions	<input type="button" value="Search"/>	

Options

- Change **Personal, Account, and Display** settings
- Set up **Alerts**
- Enroll in **Mobile Dime**

Dime On Line	Pay On Line	eStatements	Options
Personal	Account	Display	Alerts
			Mobile Dime Settings

Personal

- Update email address
- Change personal watermark
- Update ID (*create an ID to use instead of 12-digit ID assigned by the bank)
- Change password
- Enable password self reset

Account

- Change account pseudo names (nicknames)
- Edit order in which accounts are displayed

Display

- Edit number of accounts displayed per page
- Edit number of transactions displayed

Alerts

via Login, Email, and Text

Event Alerts

- Incoming direct deposits
- Funds transfer information
- Statement notifications

Balance Alerts

- Notification of account balances

Item Alerts

- Notification of cleared checks

Personal Alerts

- Alerts delivered on chosen date

Mobile Dime Settings

- Enable web access for your mobile device
- Apps for iPhone, iPad, and Android are available from your app store

Click on the **eStatements** tab today to enroll and receive your statements electronically.

Transferring Funds

Select **Transfers** from the drop-down menu next to an account.

Account Name	Balance:	Status:	Quick Link Options:
My Checking	\$345.96	Open	Transfer Funds
My Savings	\$2,908.33	Open	Select Option

Select the **From** and **To** accounts from the drop-down menus. Enter the transfer amount, frequency, and date of the transfer. Click **Submit** to complete the transfer.

Transfer Funds

* Transfer funds from: Select From Account

* Transfer funds to: Select To Account

* Transfer amount:

* Frequency: Select Frequency

Transfer date: 10/05/2007

Transfer memo:

Pending and Completed

Select **Pending Transfers** to view, edit, or delete a scheduled transfer.

Accounts	Transactions	Transfers	Stop Payments	Statements
New Transfer	Pending Transfers	Transfer History		

Viewing Statements

Select the file format in which you would like to view your Statement from the drop-down menu next to an account.

Account Name	Balance:	Status:	Quick Link Options:
My Checking	\$345.96	Open	View PDF
My Savings	\$2,908.33	Open	Select Option

Statements are available in PDF, HTML, and Text formats.

Statement history is available for 3 statement cycles.

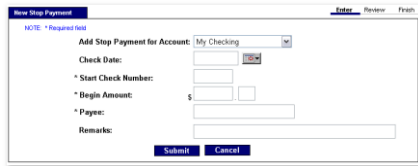
Statement Date:	Description:	Select Format to View:
08/20/2007	This is your statement	Select option...
08/17/2007	This is your statement	Select option...

Stop Payments

Select **Stop Payments** from the drop-down menu next to an account.

Deposit Products	View 10 20 50 100 All		
Account Name	Balance:	Status:	Quick Link Options:
My Checking	\$345.96	Open	Stop Payments

Fill in the required fields and click **Submit**.



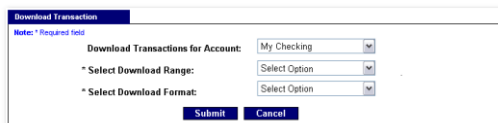
- You must contact the bank to edit or remove a Stop Payment.
- Stop Payment fees will be automatically deducted from your account in accordance with the terms of your account.
- Print and sign confirmation page and return it to the bank within 14 days.
- Stop Payments remain in effect for 6 months.
- Stop Payments are valid on issued checks only, not automatic account withdrawals.

Transaction Download

Select **Download** from the drop-down menu next to an account.

Deposit Products	View 10 20 50 100 All		
Account Name	Balance:	Status:	Quick Link Options:
My Checking	\$345.96	Open	Download
My Savings	\$2,908.33	Open	Select Option

Choose the **Download Range** and **Format** and click **Submit**.



Security

One of the first times you access your accounts online, we'll ask you to choose and answer three (3) **Personal Verification Questions**.

During future online sessions, we'll ask you some of these questions if we feel there is a possibility that someone other than you is attempting to access your information.

Please choose answers that you will remember. Incorrectly answering questions can lead to your account access being disabled.

Security Reminders

We will **NEVER** email you for your personal information. Any email claiming to be the bank requesting personal information such as Social Security Numbers, IDs, or Passwords should not be trusted or opened.


Do not write your password/s down.

Use a different password to access your online accounts than ones you use for other applications.

Always exit your online banking session before leaving your computer.

Questions?

1-888-4MY-DIME



Dime On Line User Guide



www.thedimebank.com